

The following sketches illustrate suitable types of installation and also installations to be avoided.

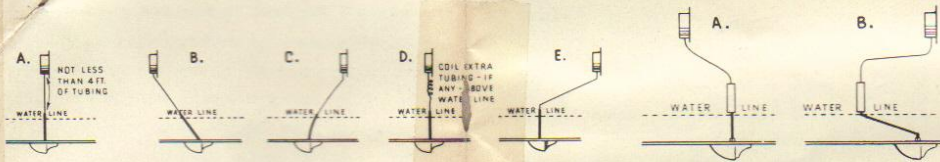


Figure 1—Suitable installations for system without stabilizer

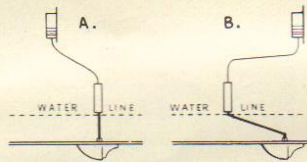


Figure 3—Suitable installations for system with stabilizer

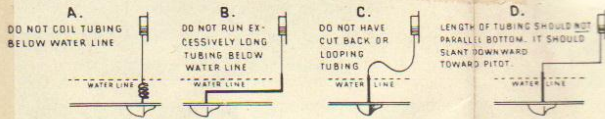


Figure 2—Installations to be AVOIDED for connection without stabilizer

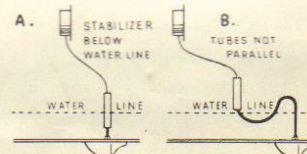


Figure 4—Installations to be AVOIDED for system with stabilizer

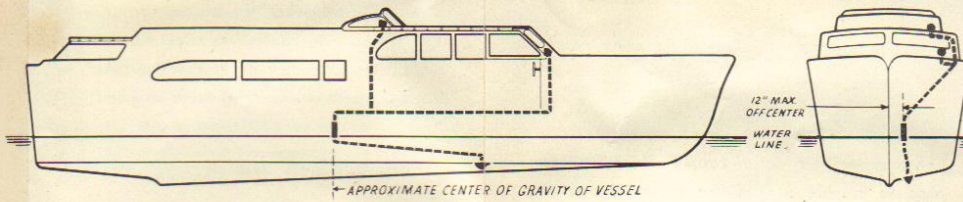


Figure 5—Typical cruiser installation for either one or two heads

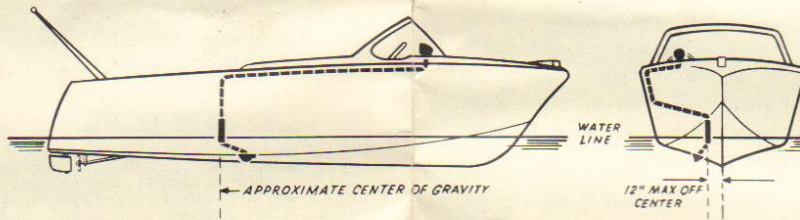


Figure 6—Typical runabout installation